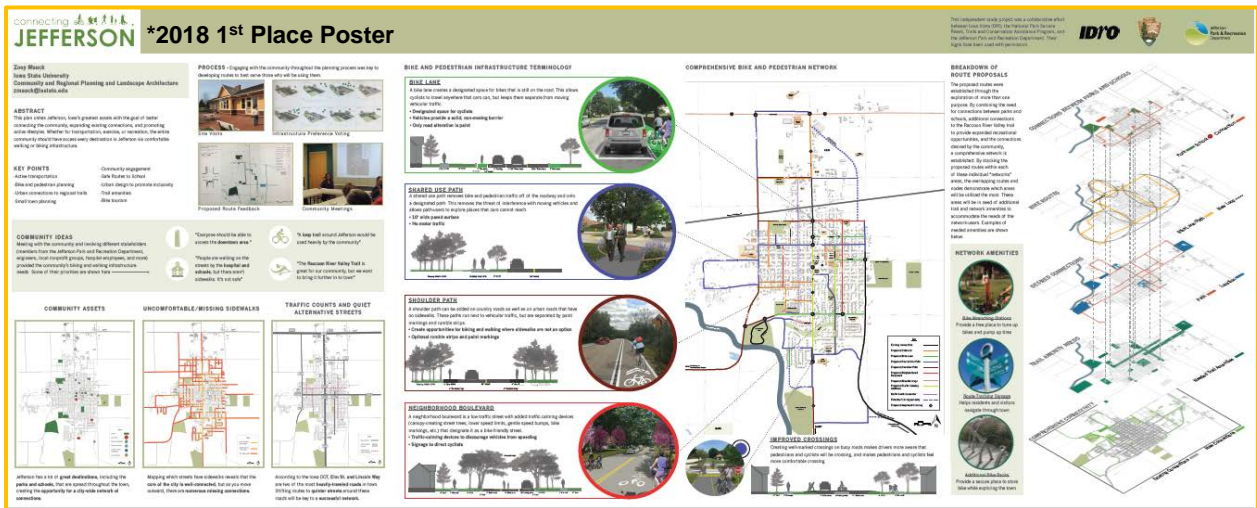




2019 Student Poster Contest

Here's your chance to win some cash and attend the 2019 APA-Iowa Chapter Conference for FREE!

In an effort to get students more involved in the activities of the American Planning Association – Iowa Chapter (APA-Iowa) and to raise awareness of planning issues to all members of APA, the Chapter's Awards program is again sponsoring the student poster contest. The topic presented on the poster can be any issue related to planning, including those topics previously researched by the student for another project.



1st Place Prize: **\$500**

2nd Place Prize: **\$300**

3rd Place Prize: **\$200**

FREE registration to the APA-Iowa Chapter Conference on October 9-11, 2019 for all students who submit posters.

Visit APA-Iowa Chapter's website at www.iowa-apa.org for more information regarding the annual conference.

Deadline for poster submittal:
September 16, 2019.

Contact Information:
Emily Bothell
319-356-5250
emily-bothell@iowa-city.org



2019 STUDENT POSTER CONTEST AMERICAN PLANNING ASSOCIATION– IOWA CHAPTER

In an effort to get students more involved in the activities of the American Planning Association – Iowa Chapter (APA-Iowa) and to raise awareness of planning issues to all members of APA, the Chapter's Awards program is again sponsoring the student poster contest. The topic presented on the poster can be any issue related to planning, including those topics previously researched by the student for another project.

Eligibility

All full-time and part-time college students (**must be located in Iowa**) who are members of the American Planning Association – Iowa Chapter are eligible for the APA-Iowa student poster contest. Individuals or teams can enter. **Teams cannot exceed two students.**

Deadline for Entry

Deadline for APA-Iowa Chapter poster contest is Monday, September 16, 2019 (by midnight).

All entries must be submitted in an electronic (PDF) format via e-mail to emily-bothell@iowa-city.org.

Display of Posters and Award of Prizes

All submissions will be displayed during the 2019 APA Iowa Chapter Annual Conference on October 9 – October 11, 2019 in Iowa City, Iowa. Students will not be responsible for displaying their posters.

All students who are submitting a poster and are a member of APA-Iowa will receive free registration to the APA Iowa Planning Conference! Up to three posters will be selected for monetary prizes. First prize will be awarded **\$500**, second prize will be awarded **\$300**, and third prize is **\$200**! Notification will be made to prize winners by September 25, 2019.

Relationship to National APA Poster Presentation and Exhibits

The poster requirements (size, title, abstract, etc.) for the state contest are the same requirements that were used for the poster presentations and exhibits from past national conferences so that students might be able to use the same poster for both the state and national conferences. A poster does not need to win the state contest in order to submit a proposal to the national conference.

Creating a Successful Poster

A successful poster provides a two-dimensional display that is visually engaging enough to stand on its own by incorporating images (graphs, maps, or other illustrations) with concise textual support. Your poster should focus on planning issues, projects, plans, tools and techniques, research, or emerging issues that are relevant to the practicing planners and planning enthusiasts that attend the conference.

Poster Display Basics

Posters should be self-explanatory for viewing when you are not present. Your discussion should focus on further amplification or explanation of the core ideas. APA-Iowa requires that you submit your poster electronically, in a PDF format. Please ensure that the poster is included on one page, not multiple pages. The poster will be printed and displayed for you.

Size of Poster Display

Your poster should be 3 feet high by 7 feet, 6 inches wide.

- You can create your poster as one piece, using the 3' x 7'6" format (see example layout below).
- You can create your poster in three segments, each segment being 3' x 2'6" (see example layout below). The combined size of these segments cannot exceed 3' x 7'6".
- Student poster exhibits may use one, two, or three segments of 3' x 2'6", but the combined size of these segments cannot exceed 3' x 7'6". If you submit three segments, they must still be viewable as one page.

Making Your Poster

Again, the poster must be submitted in a digital format. There are several software programs that could be utilized. In all cases, you must have permission to use graphics that are not your own. Your poster must have the title and your name displayed.

Title

- Place along the top edge of the poster
- Use font size 72-90 or at least $\frac{3}{4}$ " – 1" in height.

Name, Affiliation, and Contact Information

- Display your contact information for conference attendees interested in the materials presented in your poster.
- Place below the title and to the left side.
- Use font size 28 or at least $\frac{1}{4}$ " in height.

Abstract

- The abstract should be 50 words or less.
- Place in the upper left corner of your poster and use "Abstract" as the heading for this portion of your poster. *Use 26-point font for the heading.*
- Use font size 22 for the text or at least $\frac{1}{4}$ " to $\frac{1}{6}$ " in height.

Key Points

- Include six to ten key points
- This section can be straight text that expands upon the abstract or an outline of the major points you are going to make in your presentation.
- Use font size 26 for title, and font size 22 for text.
- Use "Key Points" for the heading of this section.

Graphics

- Use graphics to illustrate your poster. Consider the illustrations you might use to help explain ideas, concepts, or plans.
- Caption each graphic.
- Captions should be font size 22.
- Graphics may include photographs, site plans, charts, or maps.

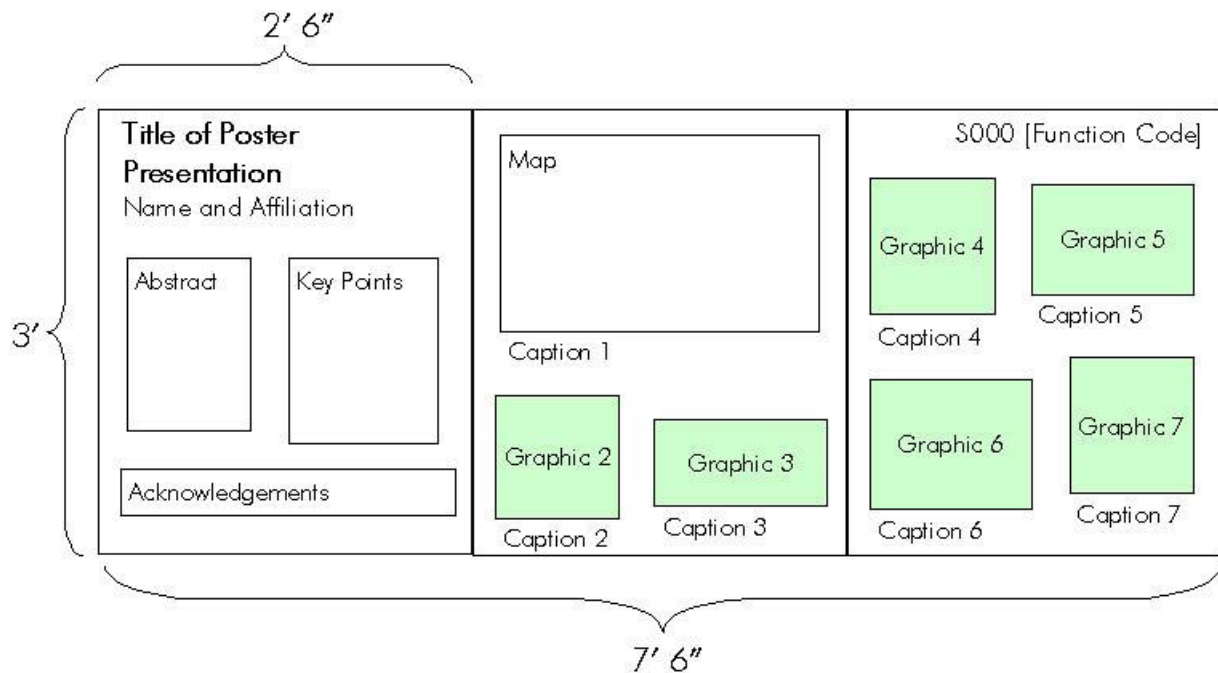
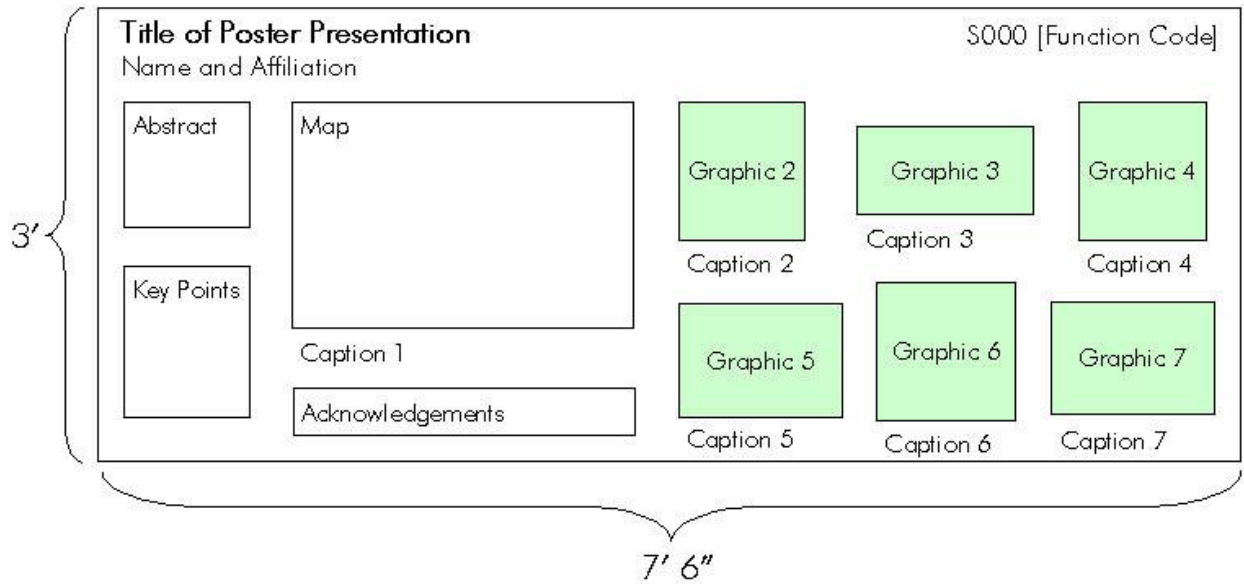
References

- Use font size 22 or $\frac{1}{4}$ " in height.

Acknowledgments (Optional)

- Use font size 22 or $\frac{1}{4}$ " in height.

Example Poster Design Layout



Tips

- Bear in mind that your poster and the illustrations will be viewed from a distance of 3 feet or more.
- Provide a clear sequence for viewing the information. Use numbers or arrows. Make certain the captions link clearly to the graphics.
- The "Function Code" as shown is not required (this is a national requirement).

Copyright Compliance

All presenters are responsible for abiding by copyright laws. APA is not responsible for material used in presentations which is in copyright violation.

- You need permission to use others' work and you must credit them. This includes photographs; diagrams; video clips; excerpted pages from codes or zoning regulations; any image found online; pictures; cartoons; product images; scanned copies or screen captures of printed materials; and any other image or document that has been created by someone other than you. This also pertains to conference handouts. Do not distribute written materials for which you have not obtained permission.
- If you find an image or document that you would like to use, contact the creator or author! Because you are using the material for educational purposes, most people and organizations will not charge you for use of their intellectual property.
- If you have been granted permission to use another's work, credit the author or creator using a text box in your presentation or on the handout. Include the author/creator's name and organization and be sure to note that the material is "used with permission."
- If you are in doubt about whether your use of an image or document violates copyright law, DO NOT USE IT.
- For more information about copyright laws, please visit www.copyright.gov. The "Copyright Basics" circular at www.copyright.gov/circls/circ1.html provides a useful summary of copyright laws.

Submission of Entry

All entries must be submitted to Emily Bothell at the following e-mail address: emily-bothell@iowa-city.org. Be sure to include a phone number or email address where you can be reached for prize notification.

Important Dates to Remember

September 16, 2019	Deadline for poster submittal for APA-Iowa Student Poster Contest
September 25, 2019	Notification to APA-Iowa Student Poster Contest winners
October 9-11, 2019	APA Iowa Planning Conference, Iowa City, IA
December 9, 2019 – January 8, 2020	Submission period for poster presentation proposals for the 2020 APA National Planning Conference
April 25-28, 2020	APA National Planning Conference, Houston, TX

Contacts for Questions

Emily Bothell
 319-356-5250
emily-bothell@iowa-city.org

Charlie Cowell
 515-309-3265
ccowell@rdgusa.com